


# Overview of the community based data collected within the Women2030 Gender Assessment in KENYA






Towards the implementation of the Sustainable Development Goals (SDGs) until 2030 with a focus on **Gender Equality (SDG 5)** and **Climate Action**

**Gender Assessment in Kenya:** Collecting community based data to give a significant VOICE to local people in the monitoring of the SDG

- **Women2030 Interviews:**

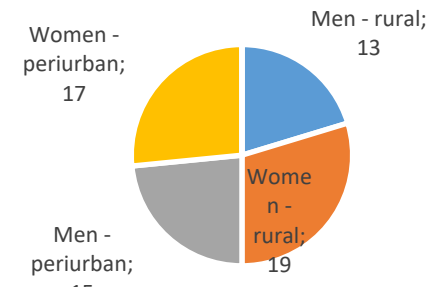
1<sup>st</sup> Part. Basic Questionnaire: 5 Questions / 64 interviews - 36 women and 28 men



2<sup>nd</sup> Part. Focus Group Discussion: 7 Questions

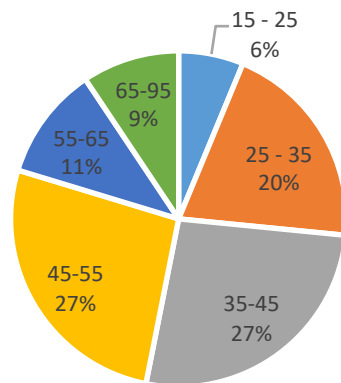
# Survey respondents – demographic information

✓ 64 persons participated in the survey: 36 (56%) were women and 28 (44%) men

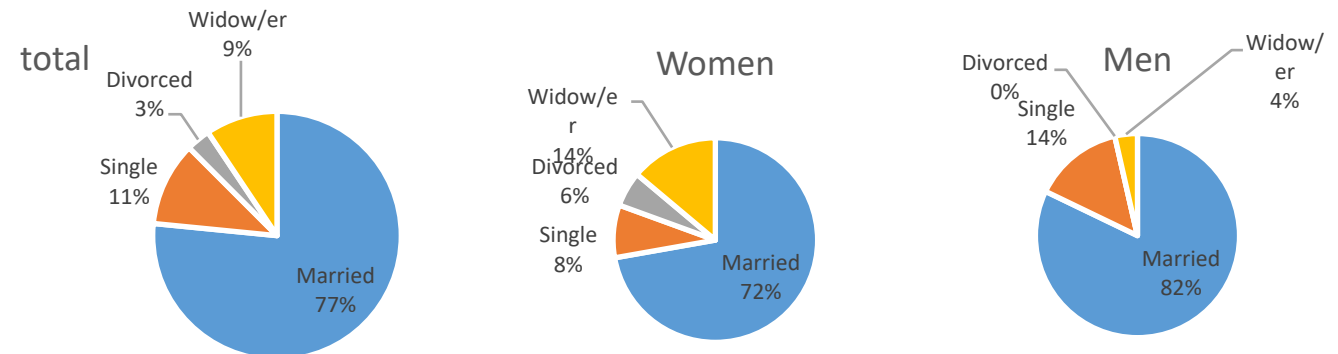


## • Respondents by AGE GROUPS

- Around 80% of total interviewed population to the age group from 15 to 55 yo



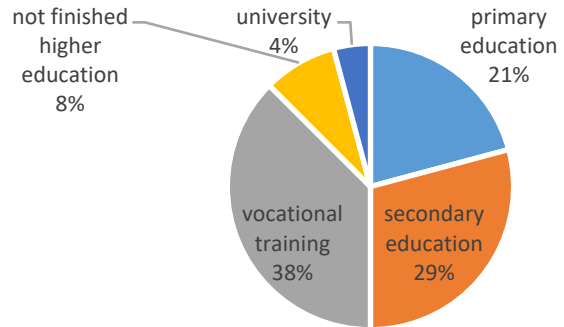
## • Respondents by MARITAL status



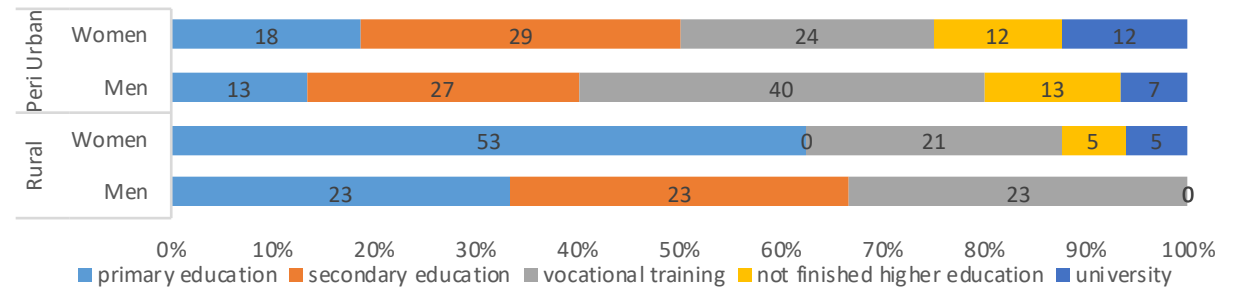
Respondents by marital status and gender

# Survey respondents – demographic information

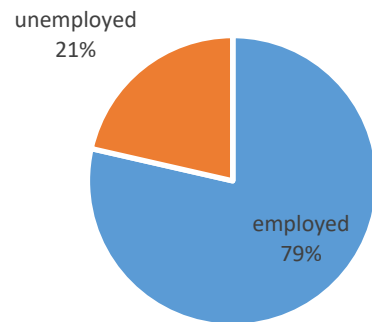
## • Respondents by EDUCATION level



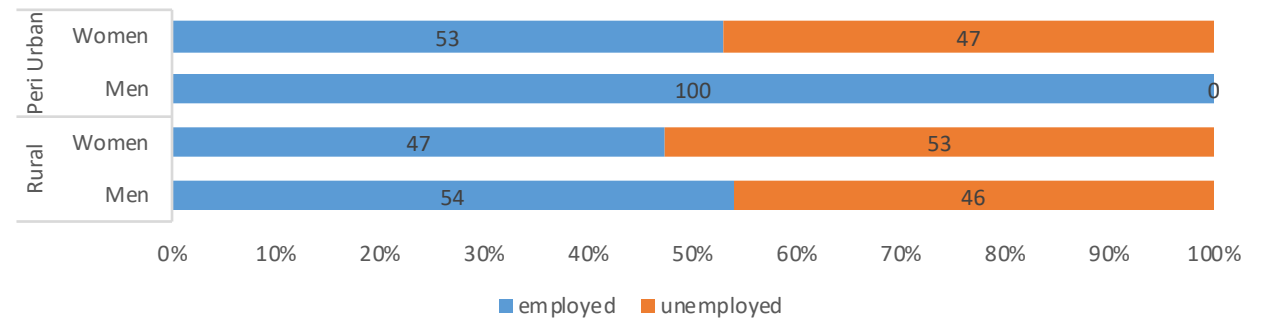
## • Education level by gender and location



## • Respondents by EMPLOYMENT status



## • Employment status by gender and location



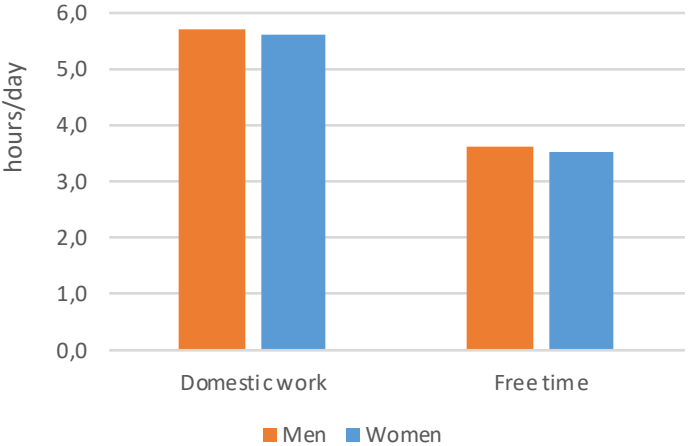
# (Q1) Question about time spent for paid, unpaid work and leisure time

Question: How much time do you spend for (in hours per day):

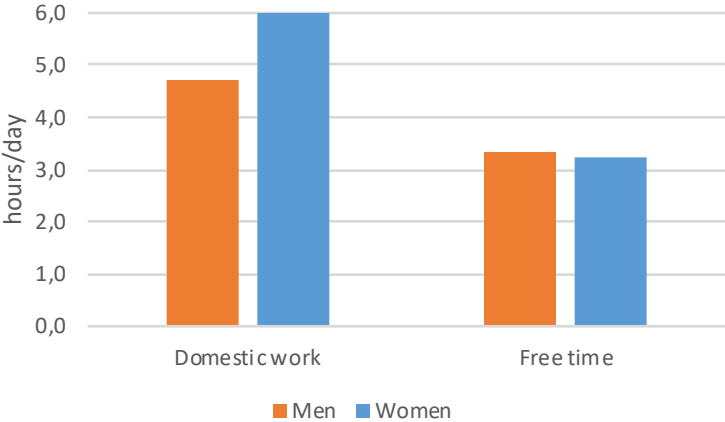
(SDG target 5.4: Recognize and value unpaid care and domestic work through the provision of public services, infrastructure and social protection policies and the promotion of shared responsibility within the household and the family as nationally appropriate)

Indicator: Time (Hours per day) women and men indicate to spend on unpaid work

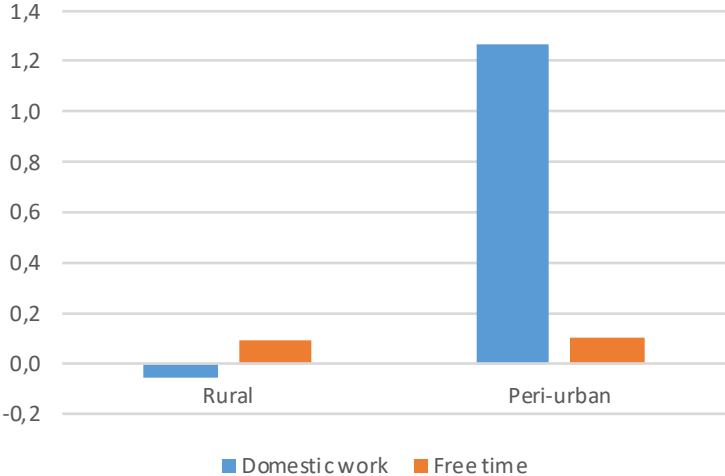
Average hours/day of **domestic work** and free time by gender for rural region



Average hours/day of **domestic work** and free time by gender for peri-urban region



Gender differences in domestic time and free time - positive figure shows male advantage



✓ **In peri-urban regions, women spend 1,3h more per day than men on domestic work. In rural region, men spend slightly more than women on domestic work. In both rural and peri-urban regions, men have slightly more free time (0,1h) than women.**

\*Domestic work such as preparing meals, cleaning the house, maintenance of house & garden, fetching water, fetching firewood, child care, voluntary work, public activities

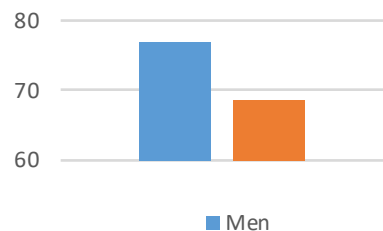
\*\*Free time and relaxing like watching TV, playing games, reading, etc

# (Q2) Question about living conditions

- Percentage (%) of the survey respondents that think that their living conditions in terms of.... are **bad or very bad**

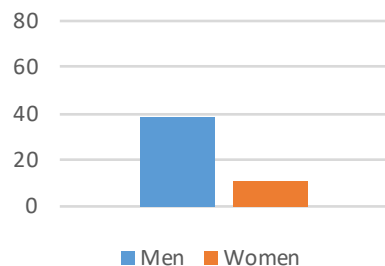
SDG 1.4

...economic situation - rural region



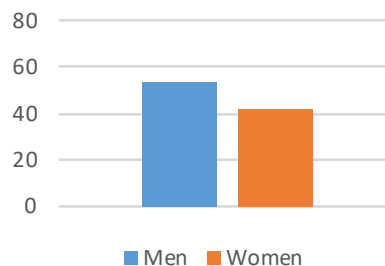
SDG 11.1

... Housing - rural region



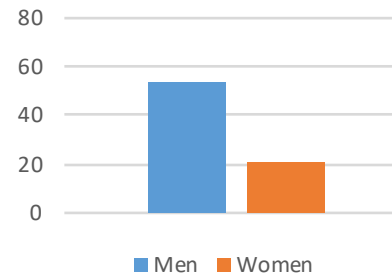
SDG 6.1

... Water - rural region



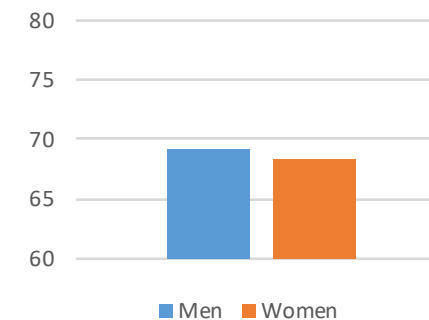
SDG 6.2

...Sanitation - rural region

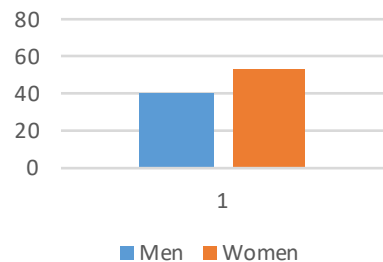


SDG 7.1

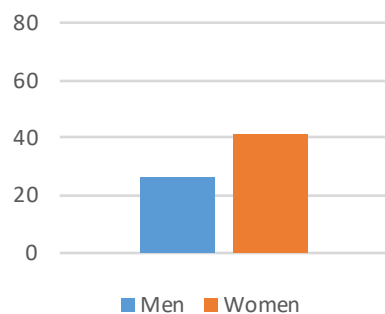
... Energy - rural region



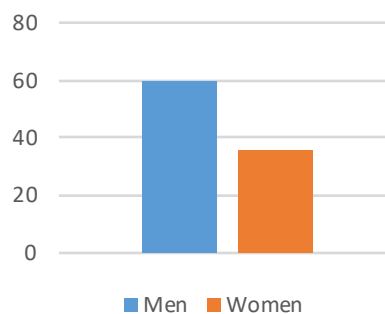
...Economic situation - peri-urban region



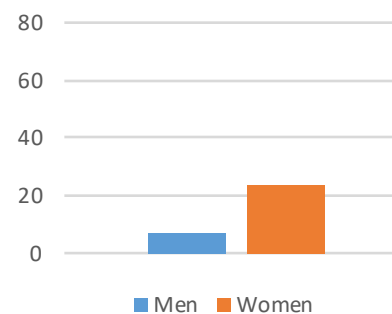
...Housing - peri-urban region



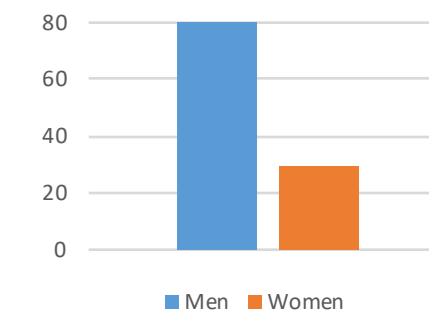
...Water - peri-urban region



...Sanitation - peri-urban region



...Energy - peri-urban region



# (Q3) Question about hygiene and sanitation at home and at work/school

(SDG target 6.2: By 2030, achieve access to adequate and equitable sanitation and hygiene for all and end open defecation, paying special attention to the needs of women and girls and those in vulnerable situations)

**TO WOMEN:** Do you have decent sanitation and hygiene conditions and were you able to wash and change in privacy during your last menstrual period?

*Indicator: Percentage of women indicating that they have decent sanitation and hygiene conditions and able to wash and change in privacy during the last menstrual period at home*

*Indicator: Percentage of women indicating that they have decent sanitation and hygiene conditions and able to wash and change in privacy during the last menstrual period at work*

(SDG 6.2, SDG 4) **Do you have a daughter or personally know a girl in your family or neighbourhood in age of puberty (between 10 and 18 years old) who goes to school? If yes:** does your daughter or this girl have decent sanitation and hygiene conditions at school and is she able to wash and change in privacy in school during her last menstrual period?

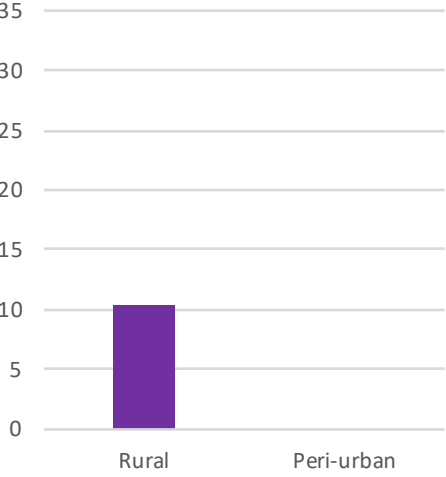
*Indicator: Percentage of women indicating that their daughters have decent sanitation and hygiene conditions and able to wash and change in privacy during the last menstrual period at school*

**TO MEN:** Do you have decent sanitation and hygiene conditions?

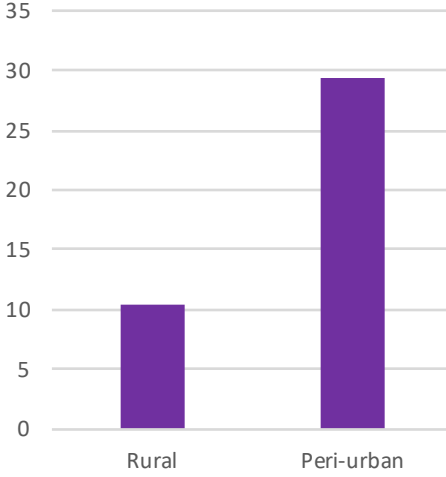
*Indicator: Percentage of men indicating that they have decent sanitation and hygiene conditions at home*

*Indicator: Percentage of men indicating that they have decent sanitation and hygiene conditions at work*

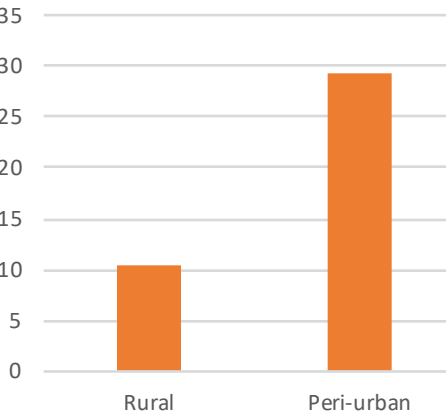
Percentage (%) of WOMEN who indicated that they **DO NOT** have decent sanitation and hygiene conditions **AT HOME**



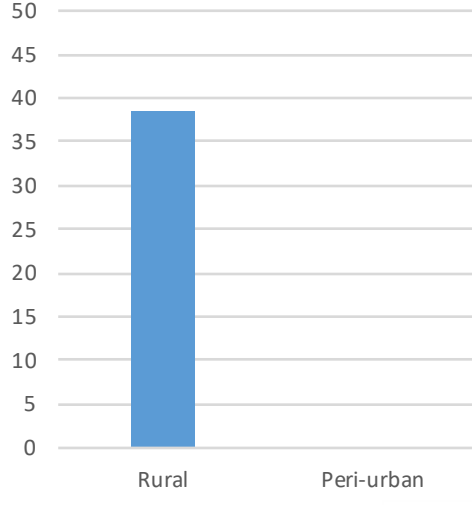
Percentage (%) of WOMEN who indicated that they **DO NOT** have decent sanitation and hygiene conditions **AT WORK**



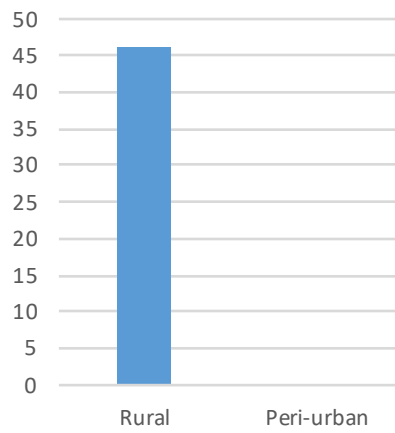
Percentage (%) of WOMEN who indicated that their daughters / girls in age of puberty **DO NOT** have decent sanitation and hygiene conditions **AT SCHOOL**



Percentage (%) of MEN who indicated that they **DO NOT** have decent sanitation and hygiene conditions **AT HOME**



Percentage (%) of MEN who indicated they **DO NOT** have decent sanitation and hygiene conditions **AT WORK**



# (Q4) Question about decision-making

(SDG target 5.5. Ensure women's full and effective participation and equal opportunities for leadership at all levels of decision-making in political, economic and public life)

Do WOMEN participate in community/neighbourhood meetings?

*Indicator: Percentage of women/men indicating that women participate in community/neighbourhood meetings*

Do WOMEN have an influence on political processes/decision making on LOCAL level?

*Indicator: Percentage of women/men indicating that women have an influence on political processes/decision making on LOCAL level*

Do WOMEN have an influence on political processes/decision making on NATIONAL level?

*Indicator: Percentage of women/men indicating that women have an influence on political processes/decision making on NATIONAL level*

Percentage (%) of interviewed WOMEN in urban, peri-urban and rural regions who indicated to have influence on political processes/decision making on NATIONAL level





# (Q5) Question on equality between men and women

Respondents' average ranking of 5 (+ others) proposed answer choices/issues that could help improving equality between women and men in their community/neighbourhood

The figures show the frequency with which each proposed issue (answer choice) was ranked as „the highest priority“ (num 1).

