


Overview of the community based data collected within the Women2030 Gender Assessment in ALBANIA



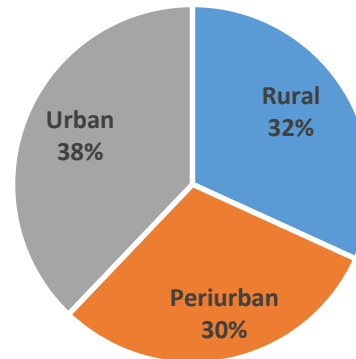
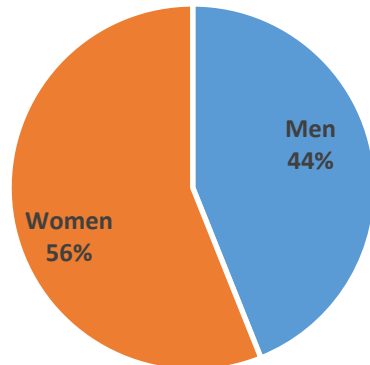


Towards the implementation of the Sustainable Development Goals (SDGs) until 2030 with a focus on **Gender Equality (SDG 5)** and **Climate Action**

Gender Assessment in Albania: Collecting community based data to give a significant VOICE to local people in the monitoring of the SDG

- **Women2030 Interviews:**

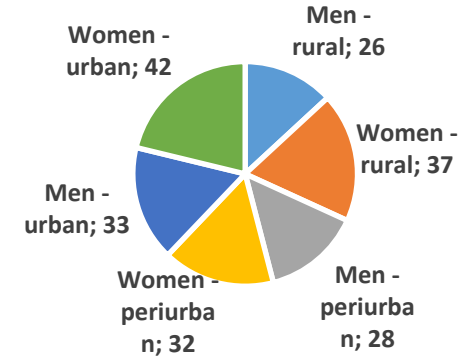
1st Part. Basic Questionnaire: 5 Questions / 198 interviews - 111 women and 87 men



2nd Part. Focus Group Discussion: 7 Questions

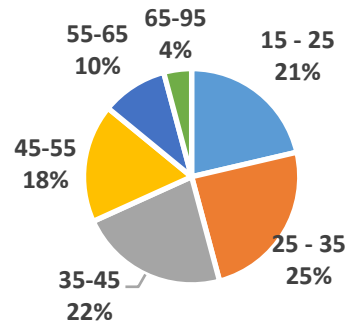
Survey respondents – demographic information

✓ 198 persons participated in the survey: 111 (56%) were women and 87 (44%) men



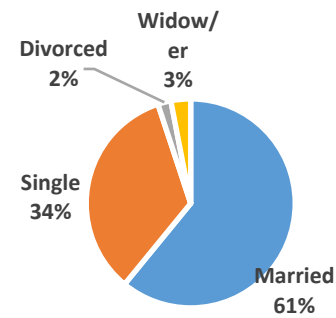
• Respondents by AGE GROUPS

• Around 85 % of total interviewed population to the age group from 15 to 55 yo

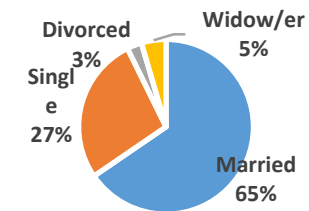


• Respondents by MARITAL status

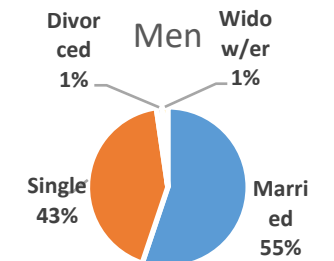
Total



Women



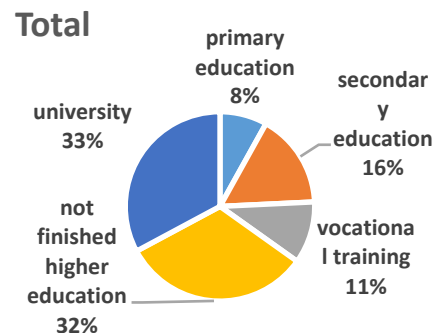
Men



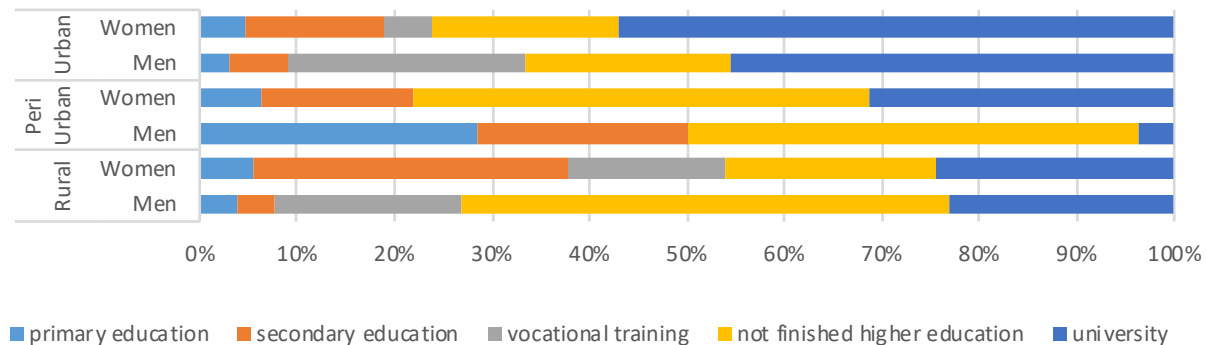
Respondents by marital status and gender

Survey respondents – demographic information

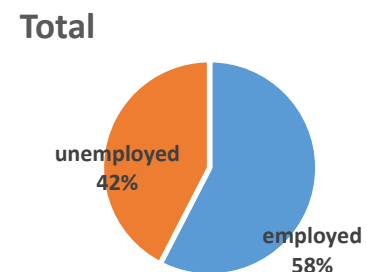
• Respondents by EDUCATION level



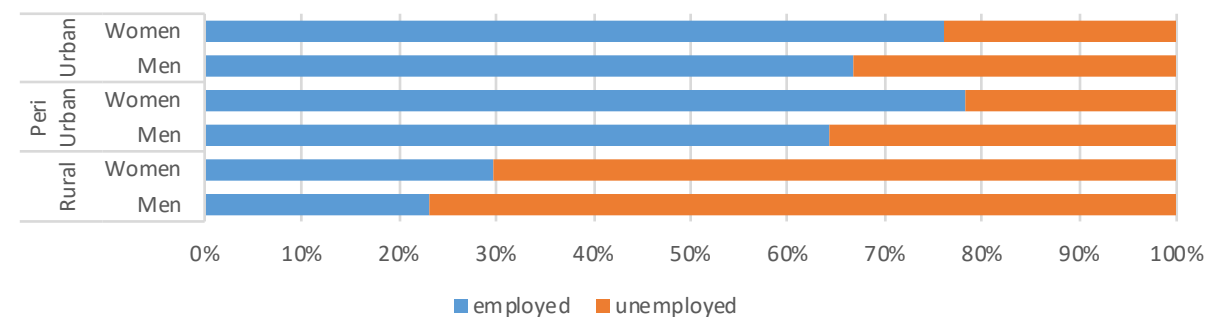
• Education level by gender and location



• Respondents by EMPLOYMENT status



• Employment status by gender and location

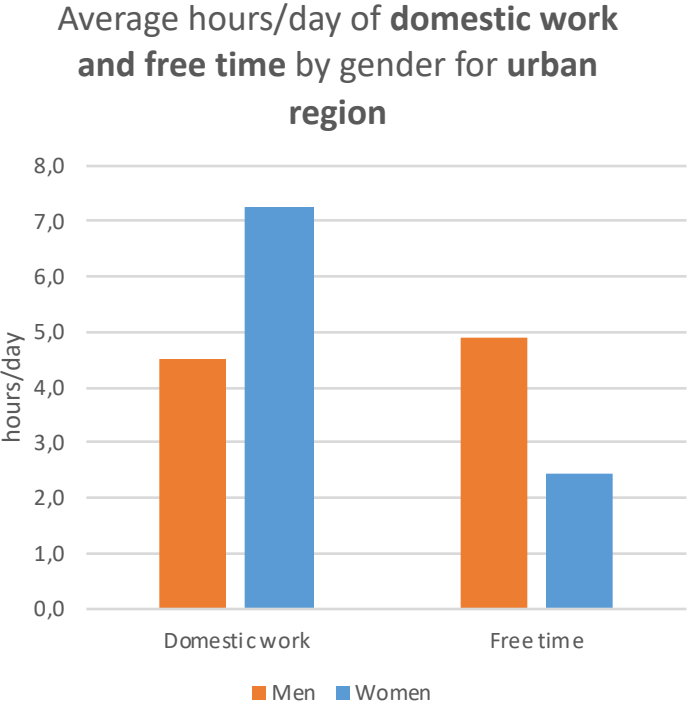
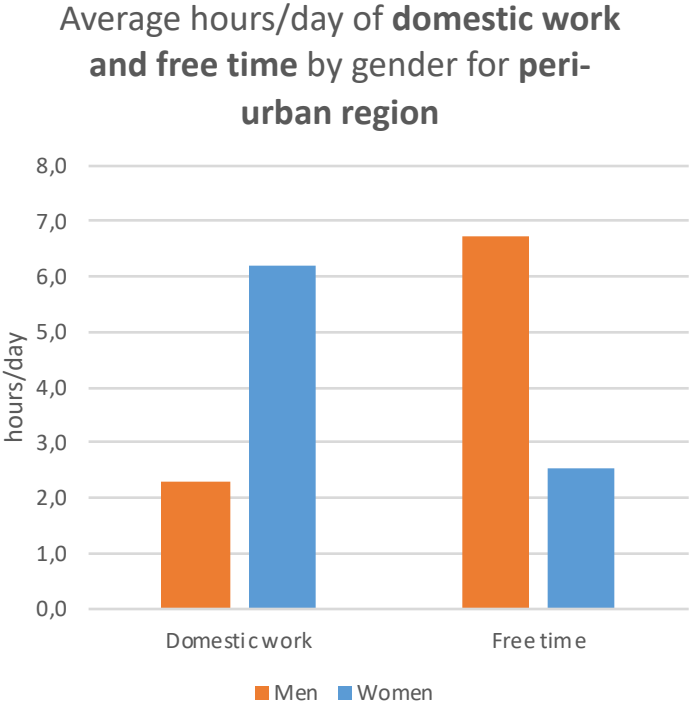
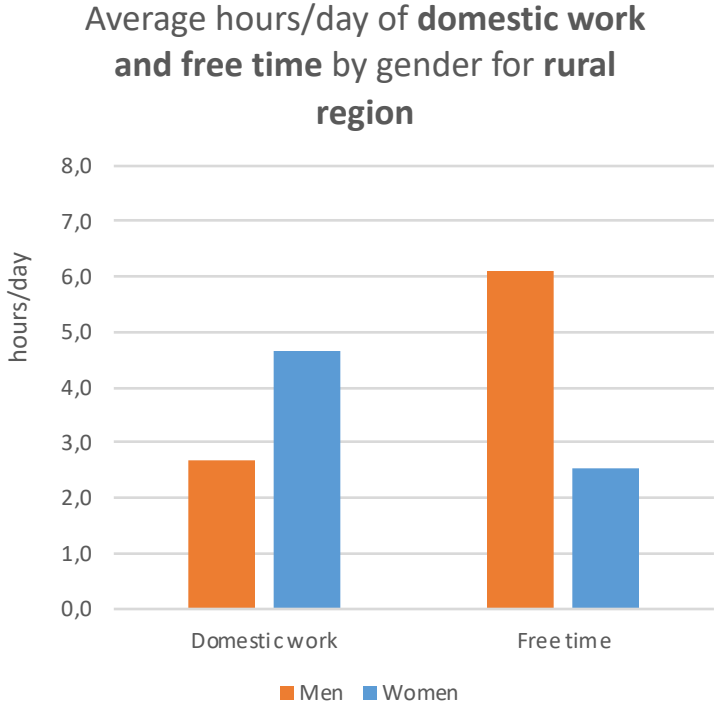


(Q1) Question about time spent for paid, unpaid work and leisure time

Question: How much time do you spend for (in hours per day):

(SDG target 5.4: Recognize and value unpaid care and domestic work through the provision of public services, infrastructure and social protection policies and the promotion of shared responsibility within the household and the family as nationally appropriate)

Indicator: Time (Hours per day) women and men indicate to spend on unpaid work



✓ **Men in all three regions reported spending more time on leisure activities and less time for domestic work than women**

*Domestic work such as preparing meals, cleaning the house, maintenance of house & garden, fetching water, fetching firewood, child care, voluntary work, public activities

**Free time and relaxing like watching TV, playing games, reading, etc



(Q2) Question about living conditions

Percentage (%) of the survey respondents that think that their living conditions in terms of..... are **bad or very bad**

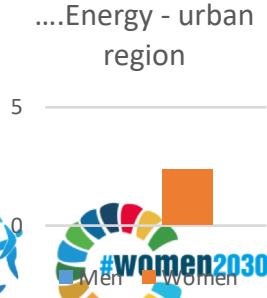
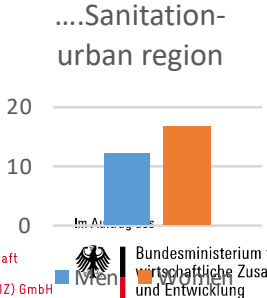
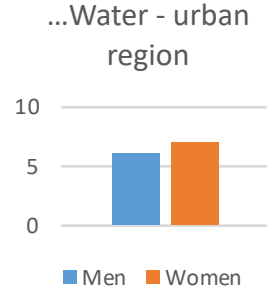
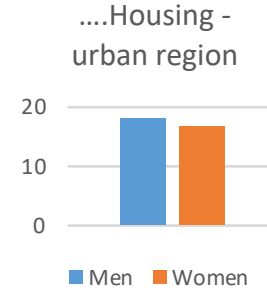
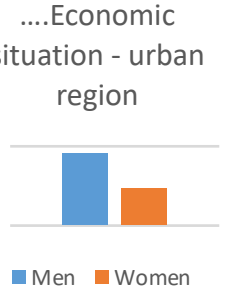
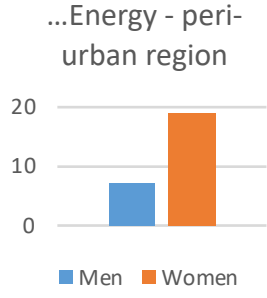
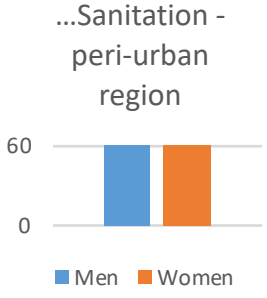
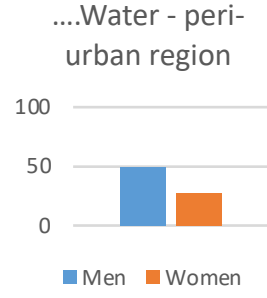
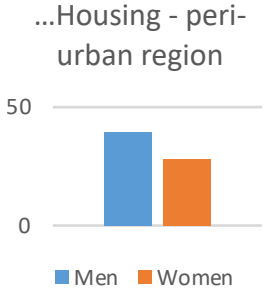
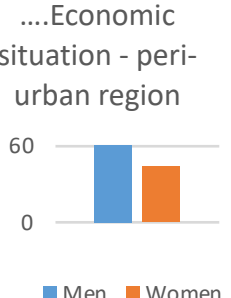
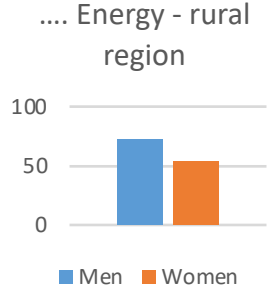
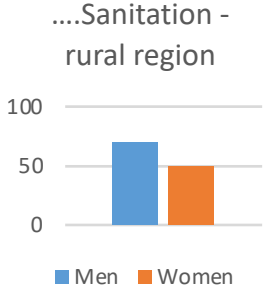
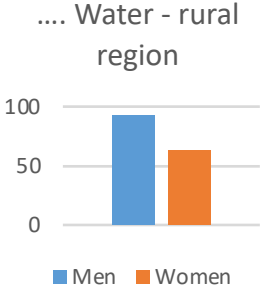
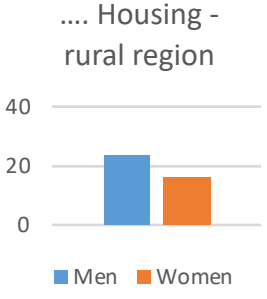
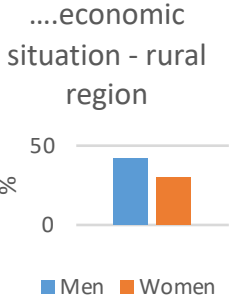
SDG 1.4

SDG 11.1

SDG 6.1

SDG 6.2

SDG 7.1



(Q3) Question about hygiene and sanitation at home and at work/school

(SDG target 6.2: By 2030, achieve access to adequate and equitable sanitation and hygiene for all and end open defecation, paying special attention to the needs of women and girls and those in vulnerable situations)

TO WOMEN: Do you have decent sanitation and hygiene conditions and were you able to wash and change in privacy during your last menstrual period?

Indicator: Percentage of women indicating that they have decent sanitation and hygiene conditions and able to wash and change in privacy during the last menstrual period at home

Indicator: Percentage of women indicating that they have decent sanitation and hygiene conditions and able to wash and change in privacy during the last menstrual period at work

(SDG 6.2, SDG 4) **Do you have a daughter or personally know a girl in your family or neighbourhood in age of puberty (between 10 and 18 years old) who goes to school? If yes:** does your daughter or this girl have decent sanitation and hygiene conditions at school and is she able to wash and change in privacy in school during her last menstrual period?

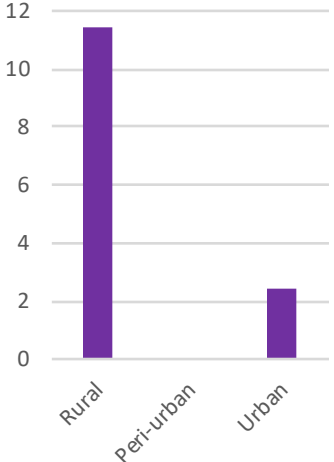
Indicator: Percentage of women indicating that their daughters have decent sanitation and hygiene conditions and able to wash and change in privacy during the last menstrual period at school

TO MEN: Do you have decent sanitation and hygiene conditions?

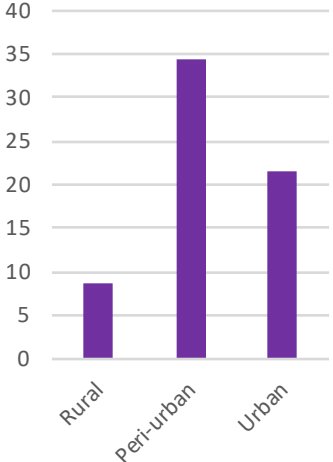
Indicator: Percentage of men indicating that they have decent sanitation and hygiene conditions at home

Indicator: Percentage of men indicating that they have decent sanitation and hygiene conditions at work

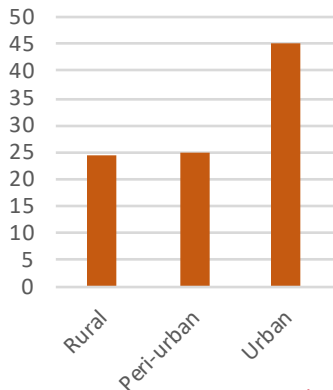
Percentage (%) of WOMEN who indicated that they **DO NOT** have decent sanitation and hygiene conditions **AT HOME**



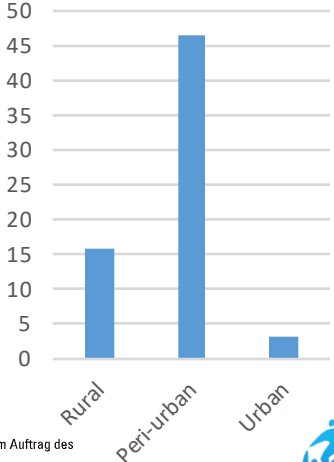
Percentage (%) of WOMEN who indicated that they **DO NOT** have decent sanitation and hygiene conditions **AT WORK**



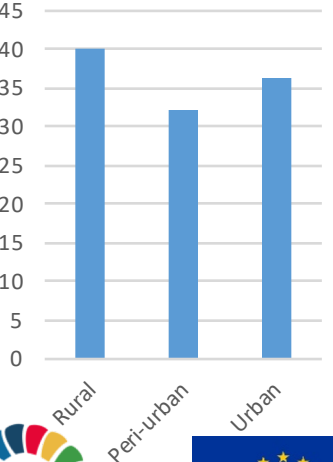
Percentage (%) of RESPONDENTS who indicated that their daughters/girls in age of puberty **DO NOT** have decent sanitation and hygiene conditions **AT SCHOOL**



Percentage (%) of MEN who indicated that they **DO NOT** have decent sanitation and hygiene conditions **AT HOME**



Percentage (%) of MEN who indicated that they **DO NOT** have decent sanitation and hygiene conditions **AT WORK**



(Q4) Question about decision-making

(SDG target 5.5. Ensure women's full and effective participation and equal opportunities for leadership at all levels of decision-making in political, economic and public life)

Do WOMEN participate in community/neighbourhood meetings?

Indicator: Percentage of women/men indicating that women participate in community/neighbourhood meetings


Do WOMEN have an influence on political processes/decision making on LOCAL level?

Indicator: Percentage of women/men indicating that women have an influence on political processes/decision making on LOCAL level

Do WOMEN have an influence on political processes/decision making on NATIONAL level?

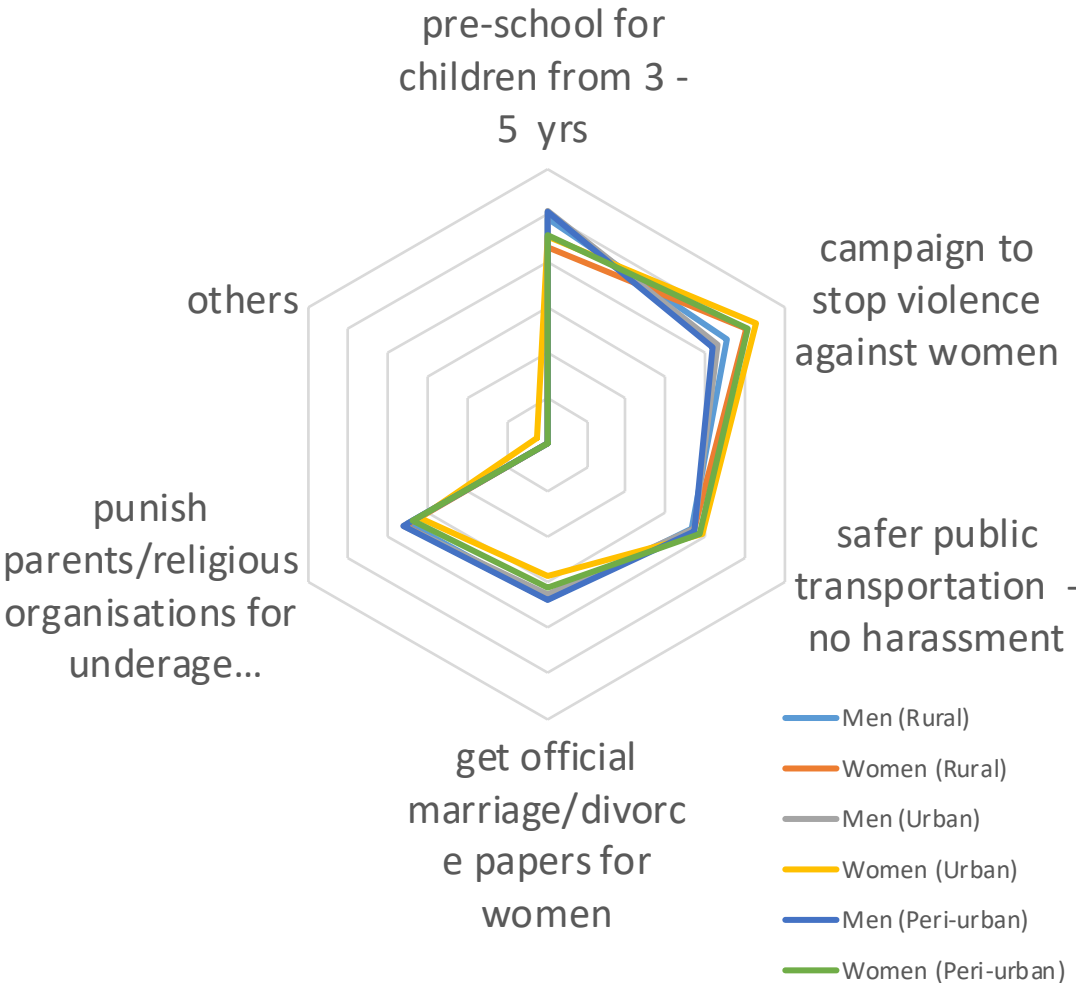
Indicator: Percentage of women/men indicating that women have an influence on political processes/decision making on NATIONAL level

Percentage (%) of interviewed WOMEN in urban, peri-urban and rural regions who indicated to have influence on political processes/decision making on NATIONAL level



(Q5) Question on equality between men and women

Respondents' average ranking of 5 (+ others) proposed answer choices/issues that could help improving equality between women and men in their community/neighbourhood



The figures show the frequency with which each proposed issue (answer choice)

